
































































Stud Opening Inc 19mm Reveal		Window size								
		610	910	1010	1510	1810	2110	2410	2710	3010
650	600	 A 0606	 A 0609	 A 0610	 AF 0615	 AF 0618	 AF 0621	 AFA 0624	 AFA 0627	 AFA 0630
950	900	 A 0906	 A 0909	 A 0910	 AF 0915	 AF 0918	 AF 0921	 AFA 0924	 AFA 0927	 AFA 0930
1050	1000	 A 1006	 A 1009	 A 1010	 AF 1015	 AF 1018	 AF 1021	 AFA 1024	 AFA 1027	 AFA 1030
1250	1200	 A 1206	 A 1209	 A 1210	 AF 1215	 AF 1218	 AF 1221	 AFA 1224	 AFA 1227	 AFA 1230
1550	1500	 A 1506	 A 1509	 A 1510	 AF 1515	 AF 1518	 AF 1521	 AFA 1524	 AFA 1527	 AFA 1530
1850	1800	 A/LL 1806	 A/LL 1809	 A/LL 1810	 AF/LL 1815	 AF/LL 1818	 AF/LL 1821	 AFA/LL 1824	 AFA/LL 1827	 AFA/LL 1830
2150	2100	 A/LL 2106	 A/LL 2109	 A/LL 2110	 AF/LL 2115	 AF/LL 2118	 AF/LL 2121	 AFA/LL 2124	 AFA/LL 2127	 AFA/LL 2130

Standard Size Range

All measurements above are in millimeters and coded for ordering purposes.

Height is always given first. Window sizes are overall Aluminium frame size.

Stud opening with 19mm reveal (includes 10mm clearance)

When ordering please state requirements (A / AF / FA / AA or AFA & LL for lowlites).

All **handing** is viewed from the outside.

Non standard sizes & configurations, Fly screens and Reveals are also available on request. There is an additional charge for this service.

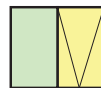
HANDING



A



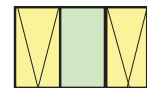
A F



F A



A A



A F A

Windows are always viewed from outside.

A = AWNING

F = Fixed panel

LL = Lowlite

E AND OE

WESTAL STANDARD PRODUCTS BOOK JULY 2010.xls LWC 20/01/2011